

Family Portal User Guide

A Resource for Parents and Guardians

Table of Contents

What You'll Find in Family Portal	3
<hr/>	
Family Portal Device Response and Additional Languages	3
Scale Scores, Proficiency Levels, and How to Interpret Them	3
Personalized Video Results	3
Full Reports for Downloading	3
Logging into Family Portal	3
<hr/>	
What You'll Need	3
Login Steps	4
Reviewing Your Child's Results	5
<hr/>	
Family Portal Home Screen	5
Scale Score and Proficiency Level Overview	5
Video and Full Report	6

What You'll Find in Family Portal

The Family Portal provides access to your child's performance on the Illinois Assessment of Readiness and Illinois Science Assessment tests.

Family Portal Device Response and Additional Languages

Family Portal was designed to be fully scalable with a range of devices, including laptops, tablets, and smartphones. The portal is also available in six additional languages: Arabic, Polish, Russian, Spanish, Ukrainian, and Urdu.

Scale Scores, Proficiency Levels, and How to Interpret Them

Scale scores and performance levels will be displayed on the portal user interface for each test and access to a guide for interpreting these scores is available for download under the Guardian Resources link.

Personalized Video Results

A personalized video illustrating your child's performance on the English Language Arts/Literacy, Mathematics, and/or Science test(s) is included in the Family Portal for viewing.

Full Reports for Downloading

You will be able to download full reports of your child's results for each test taken this year as well as full reports from previous years.

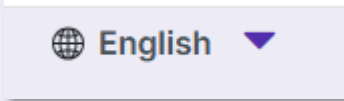
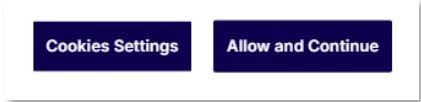
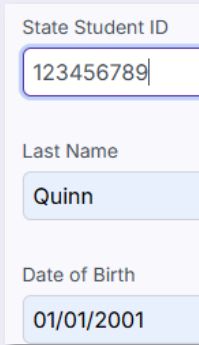
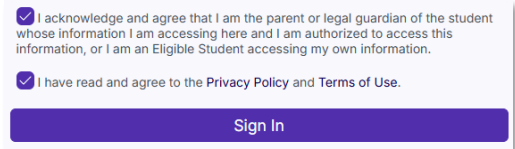
Logging into Family Portal

What You'll Need

- State Student Identification Number (SSID)
- Family Portal URL: <https://familyportal.pearson.com/il>

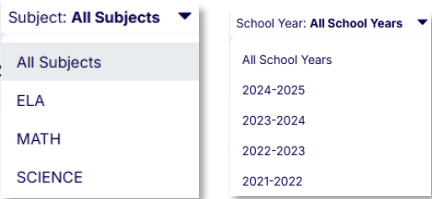
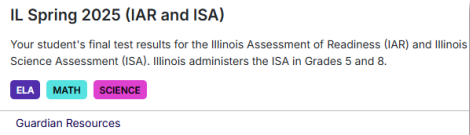
Obtain your child's state student identification number (SSID) from your school. This will be a nine-digit number assigned to your child by the state. This number follows your child in the state's Student Identification System (SIS) while they are enrolled in Illinois public schools.

Login Steps

Step	Instruction	Visual
Choose Language	Family Portal is available in English, Spanish, Polish, Ukrainian, Russian and Urdu. Use the dropdown in the upper right corner to select your preferred language.	
Accept Cookies	Pearson uses cookies to support the Family Portal website. You may configure cookie settings or allow and continue.	
<ul style="list-style-type: none"> State Student ID Last Name Date of Birth 	Enter your child's nine-digit SSID, last name as it appears in the school's system, and date of birth using two numbers for the month, two numbers for the day, and four numbers for the year.	
<ul style="list-style-type: none"> Acknowledge authorization Agree to Privacy Policy Sign In 	Check the acknowledgement and privacy boxes then sign in.	

Reviewing Your Child's Results

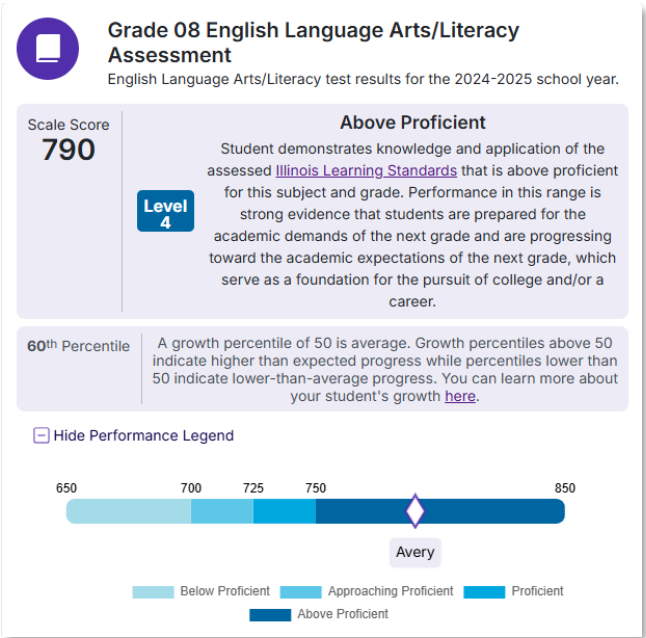
Family Portal Home Screen

Detail Description	Visual
You may select a subject and a school year to review using the Subject and School Year dropdown menus. Previous school years house only Full Reports and do not include personalized videos.	
Or you may select a tile under Assessments to view your child's current results.	

Scale Score and Proficiency Level Overview

The Illinois State Board of Education measures student performance at four levels of proficiency: Above Proficient, Proficient, Approaching Proficient, and Below Proficient. These levels of proficiency correlate with state-adopted scale scores that determine at which level a student's test result will be reported

In this example, a Grade 8 student has achieved an Above Proficient performance level with a scale score of 790. Above Proficient begins at scale score 750. The student performed in the 60th percentile, outperforming year-over year expected progress.



Video and Full Report

These results may also be viewed by watching the personalized video report that will walk you through your child's results and provide a brief explanation of what they mean. The video is found directly beneath the scale score overview.

You may also download the Full Report, which goes into greater detail. A support guide for interpreting the full report can be found at the Guardian Resources Link.

A Full Report of your child's results may be downloaded directly beneath the video. The Guardian Resources Link will take you to a scoring interpretation guide that will help you understand detailed results from the report. You may also click on the video and watch a personalized video that explains the results to you in an easy-to-understand format.

Video Report



[Guardian Resources](#)

[Download Full Report](#)

For questions please contact Customer Support at 833-213-3879.